


AUGUST 2021

Market Update

SANTA CLARA COUNTY

kw BAY AREA
ESTATES
KELLERWILLIAMS.

KELLERWILLIAMS
Luxury
INTERNATIONAL



Overview
August 2021

Santa Clara County
August 2021

NEW LISTINGS

1,909

+9% Year-over-year

CLOSED SALES

1,601

+20% Year-over-year

AVERAGE PRICE PER SQFT

\$939

+17% Year-over-year

MEDIAN SALE PRICE

\$1.39M

+11% Year-over-year

AVERAGE DAYS-ON-MARKET

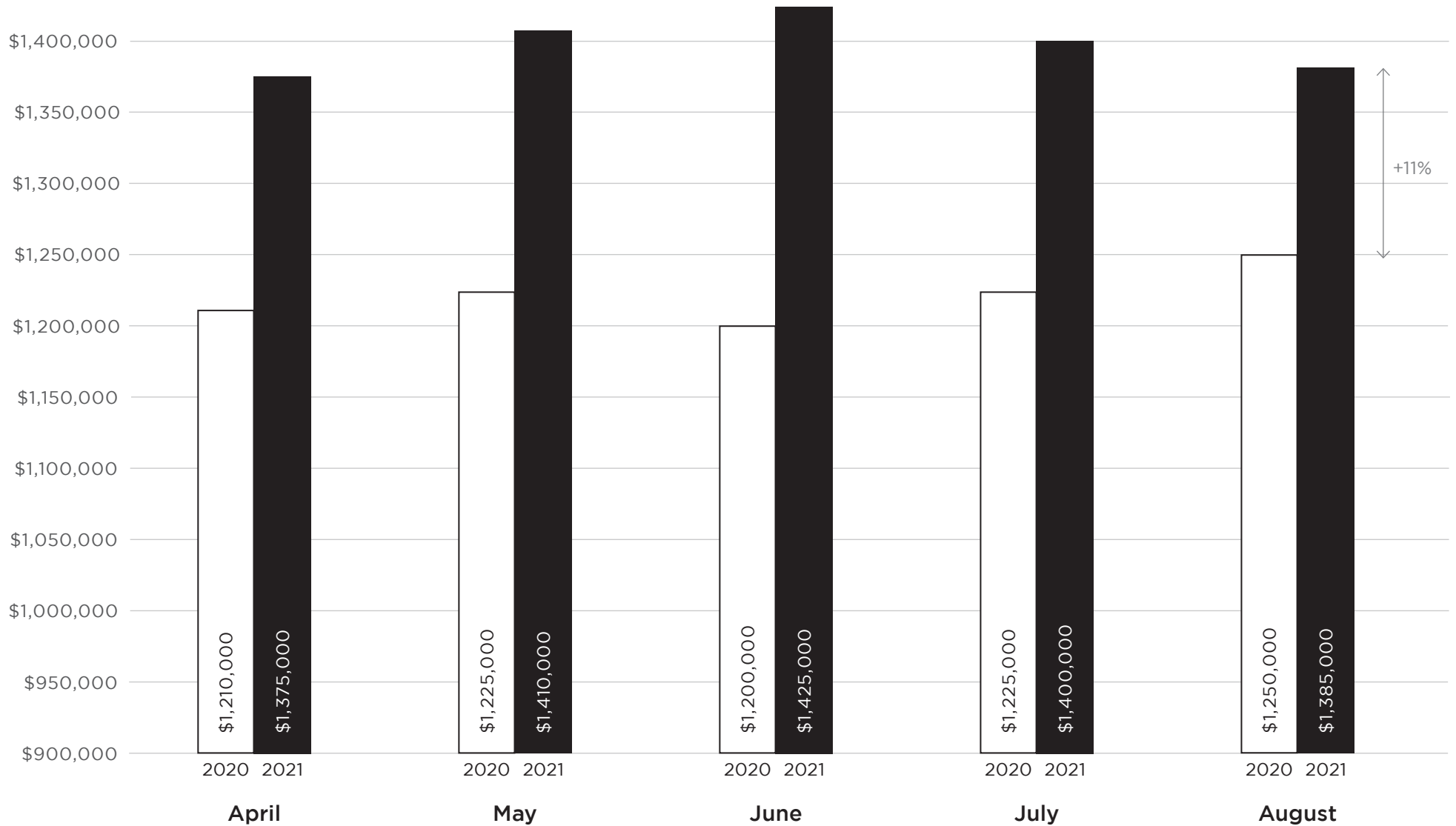
15

-25% Year-over-year

Data includes all single family, townhome, and condominium sales in Santa Clara County sourced from MLSlistings. The most recent month's data is based on available numbers, but may change with late reported activity. Data from sources deemed reliable but may contain errors and are subject to revision.

MEDIAN SALES PRICE

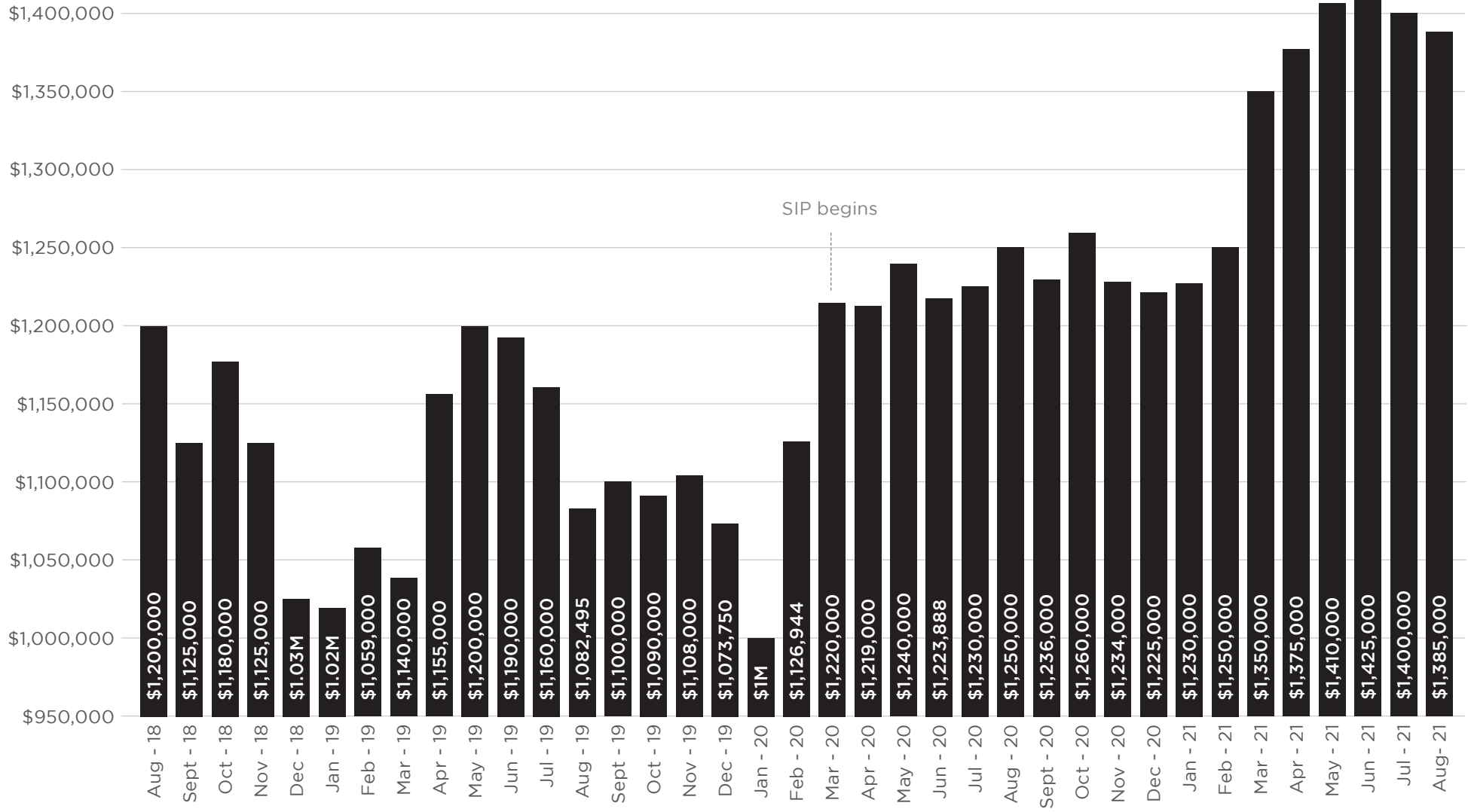
By Month, Year-Over-Year



Data includes all single family, townhome, and condominium sales in Santa Clara County sourced from MLS listings. The most recent month's data is based on available numbers, but may change with late reported activity. Data from sources deemed reliable but may contain errors and are subject to revision.

MEDIAN SALES PRICE

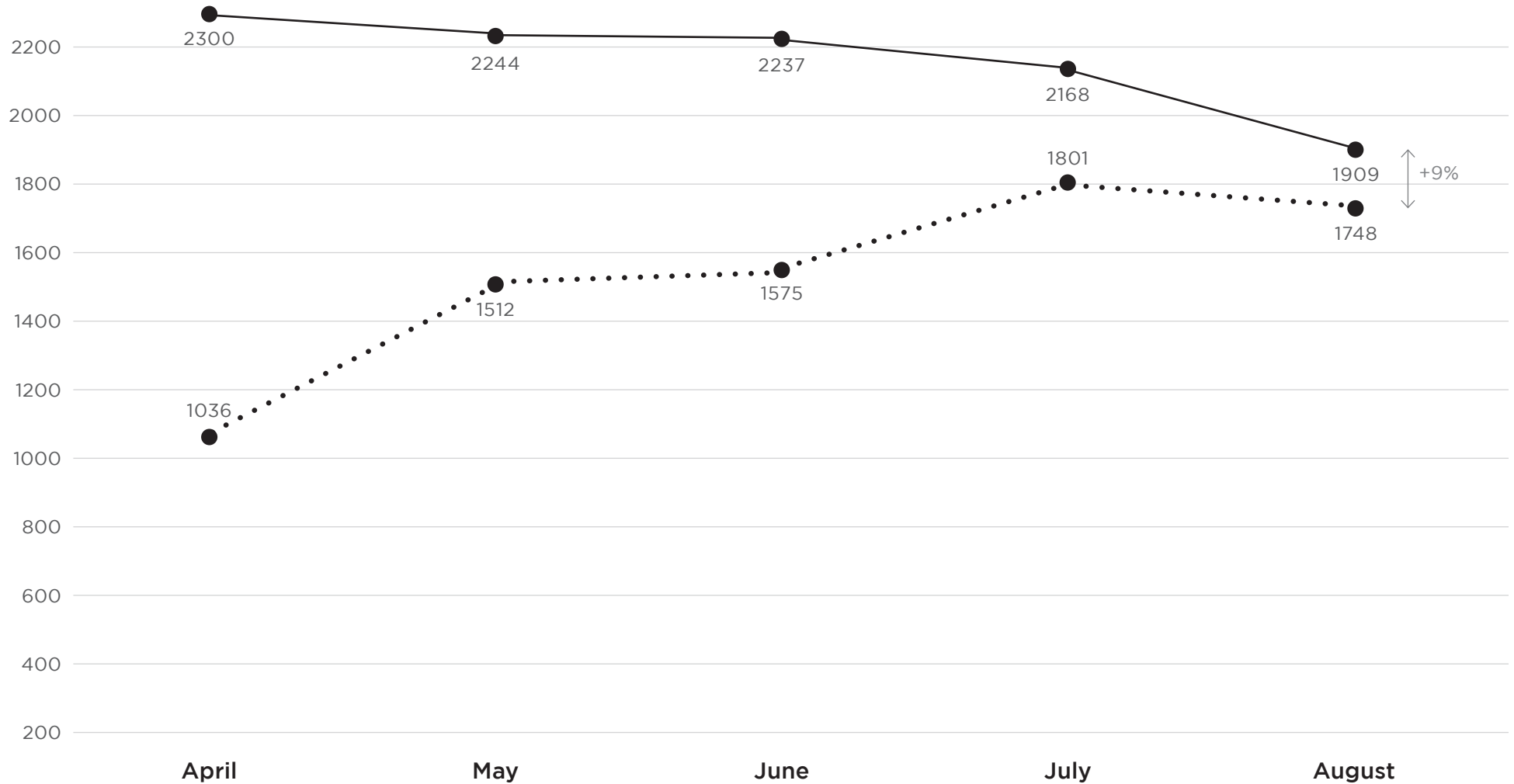
by Month



Data includes all single family, townhome, and condominium sales in Santa Clara County sourced from MLS listings. The most recent month's data is based on available numbers, but may change with late reported activity. Data from sources deemed reliable but may contain errors and are subject to revision.

NEW LISTINGS

By Month, Year-Over-Year



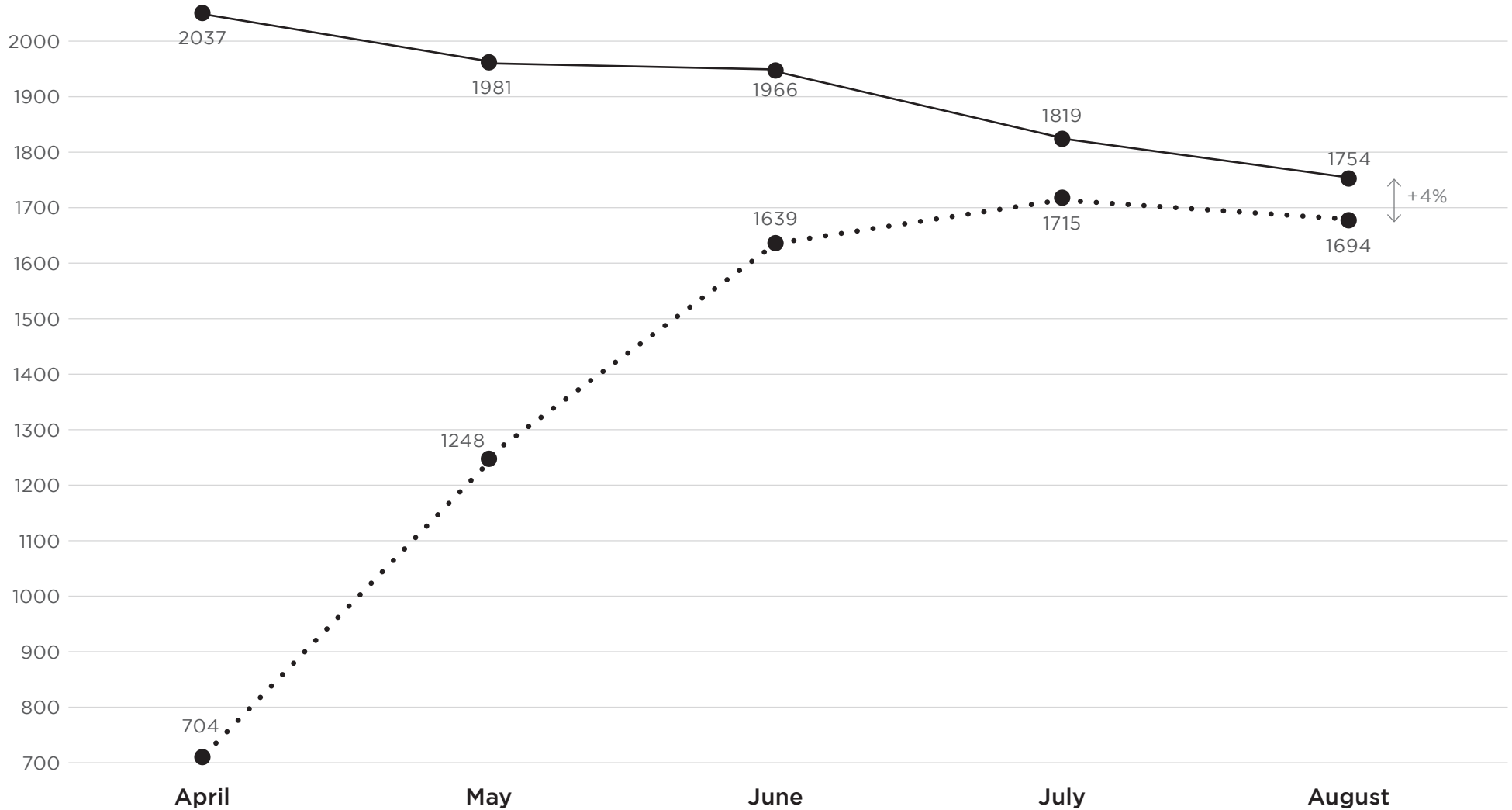
— 2021

..... 2020

Data includes all single family, townhome, and condominium sales in Santa Clara County sourced from MLSlistings. The most recent month's data is based on available numbers, but may change with late reported activity. Data from sources deemed reliable but may contain errors and are subject to revision.

CONTRACTS SIGNED

By Month, Year-Over-Year



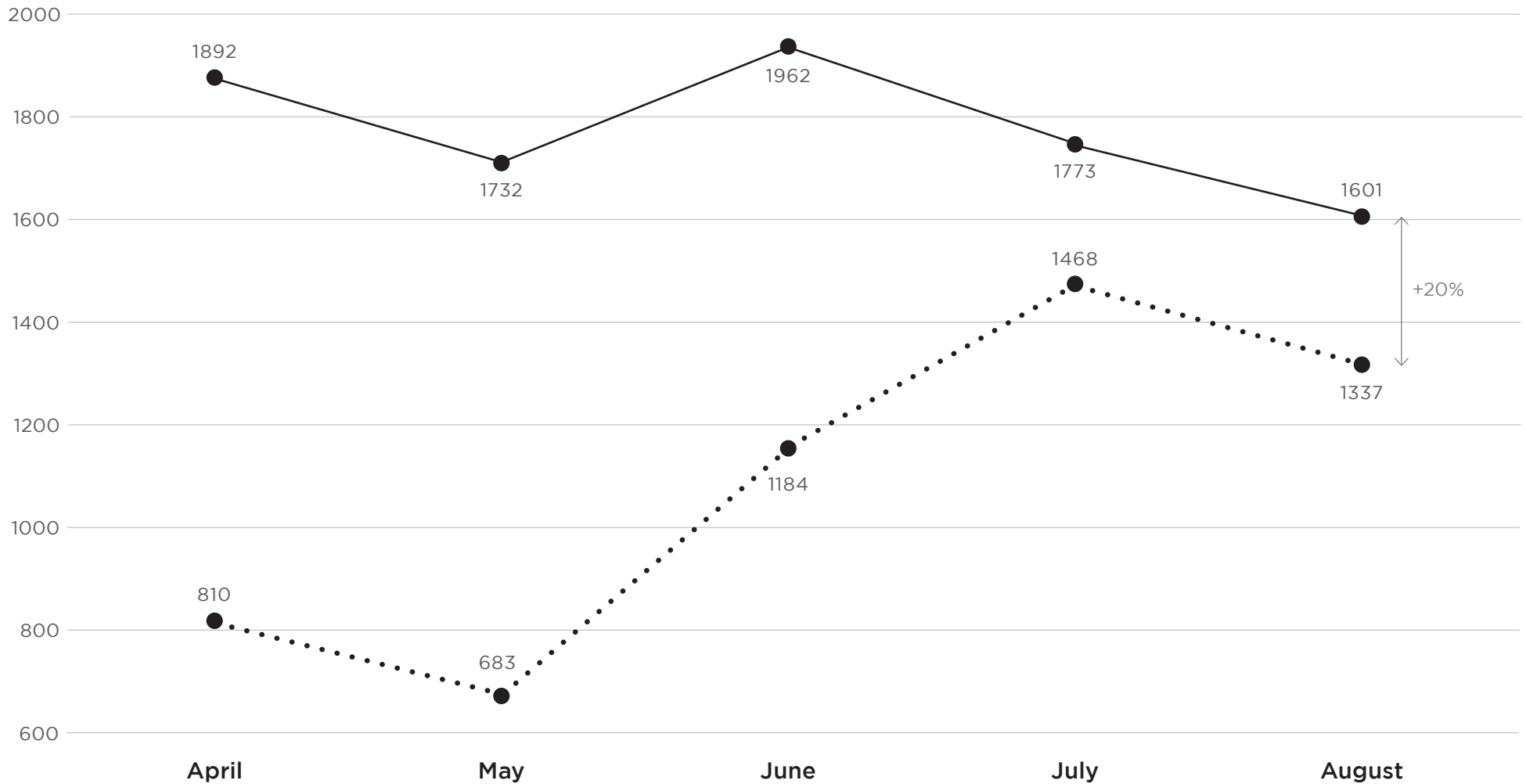
— 2021

••••• 2020

Data includes all single family, townhome, and condominium sales in Santa Clara County sourced from MLS listings. The most recent month's data is based on available numbers, but may change with late reported activity. Data from sources deemed reliable but may contain errors and are subject to revision.

CLOSED SALES

By Month, Year-Over-Year



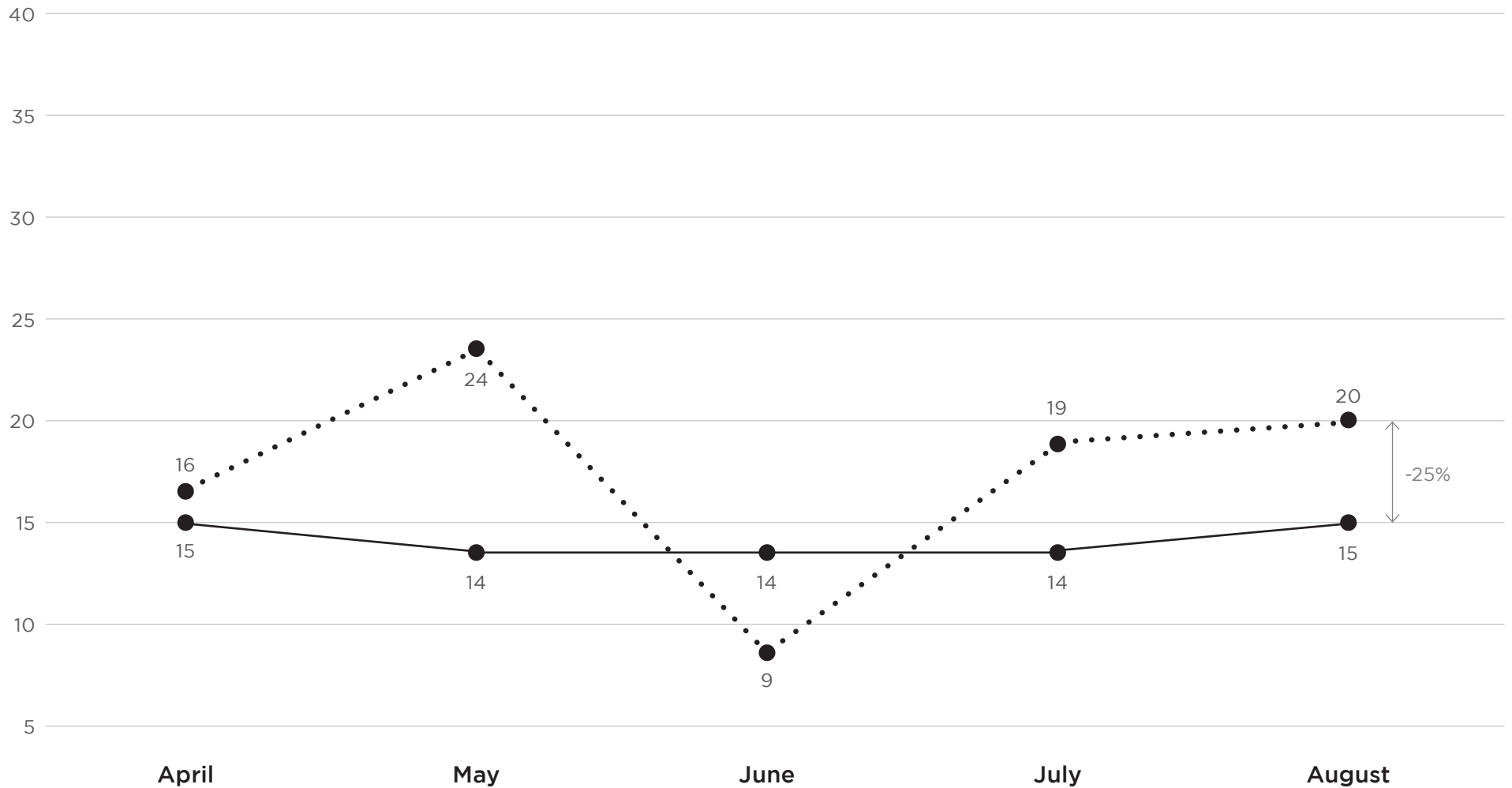
— 2021

..... 2020

Data includes all single family, townhome, and condominium sales in Santa Clara County sourced from MLS listings. The most recent month's data is based on available numbers, but may change with late reported activity. Data from sources deemed reliable but may contain errors and are subject to revision.

AVERAGE DAYS-ON-MARKET

By Month, Year-Over-Year



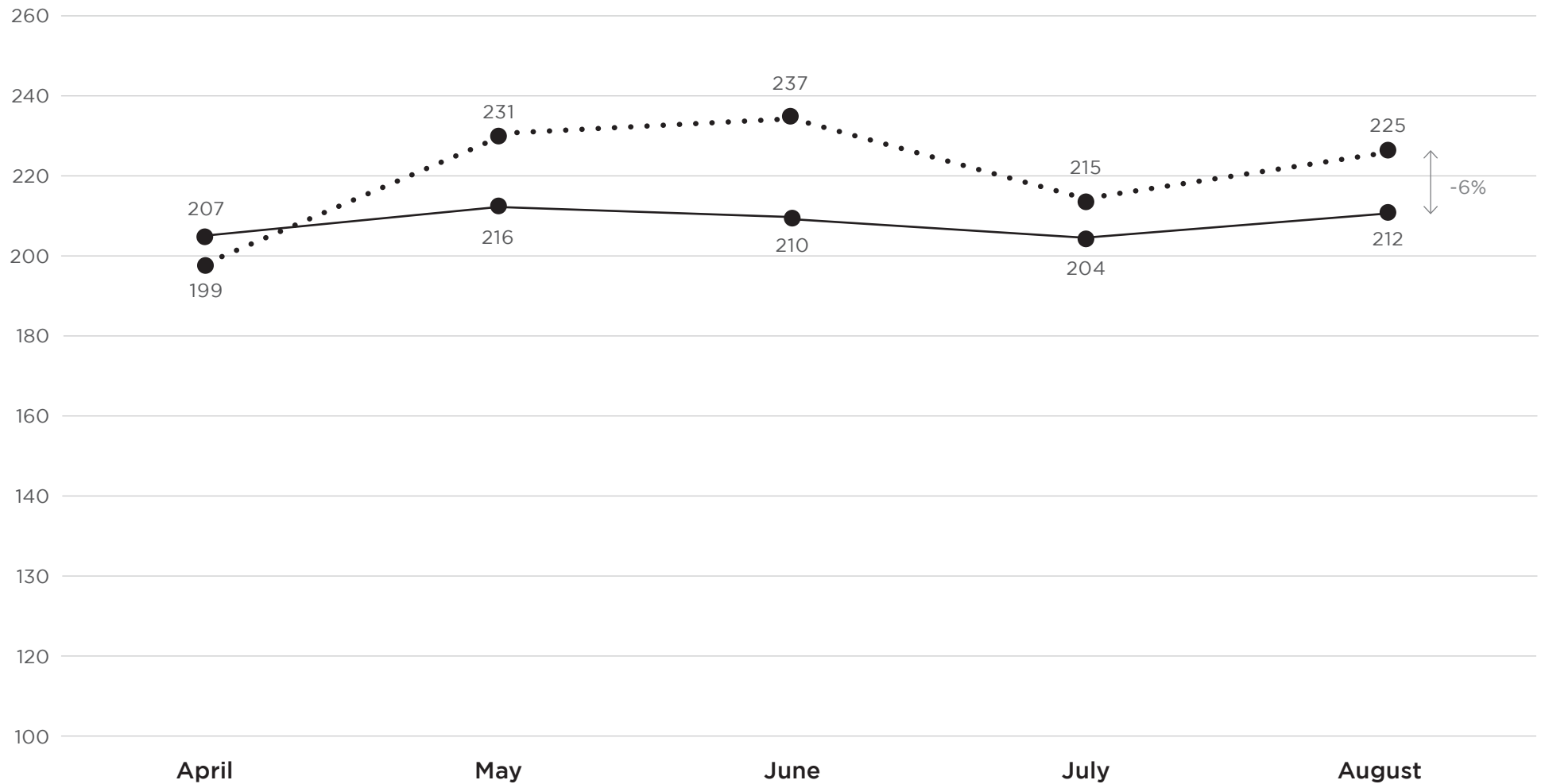
— 2021

••••• 2020

Data includes all single family, townhome, and condominium sales in Santa Clara County sourced from MLS listings. The most recent month's data is based on available numbers, but may change with late reported activity. Data from sources deemed reliable but may contain errors and are subject to revision.

LUXURY LISTINGS FOR SALE - \$3 MILLION+

By Month, Year-Over-Year, Current Inventory



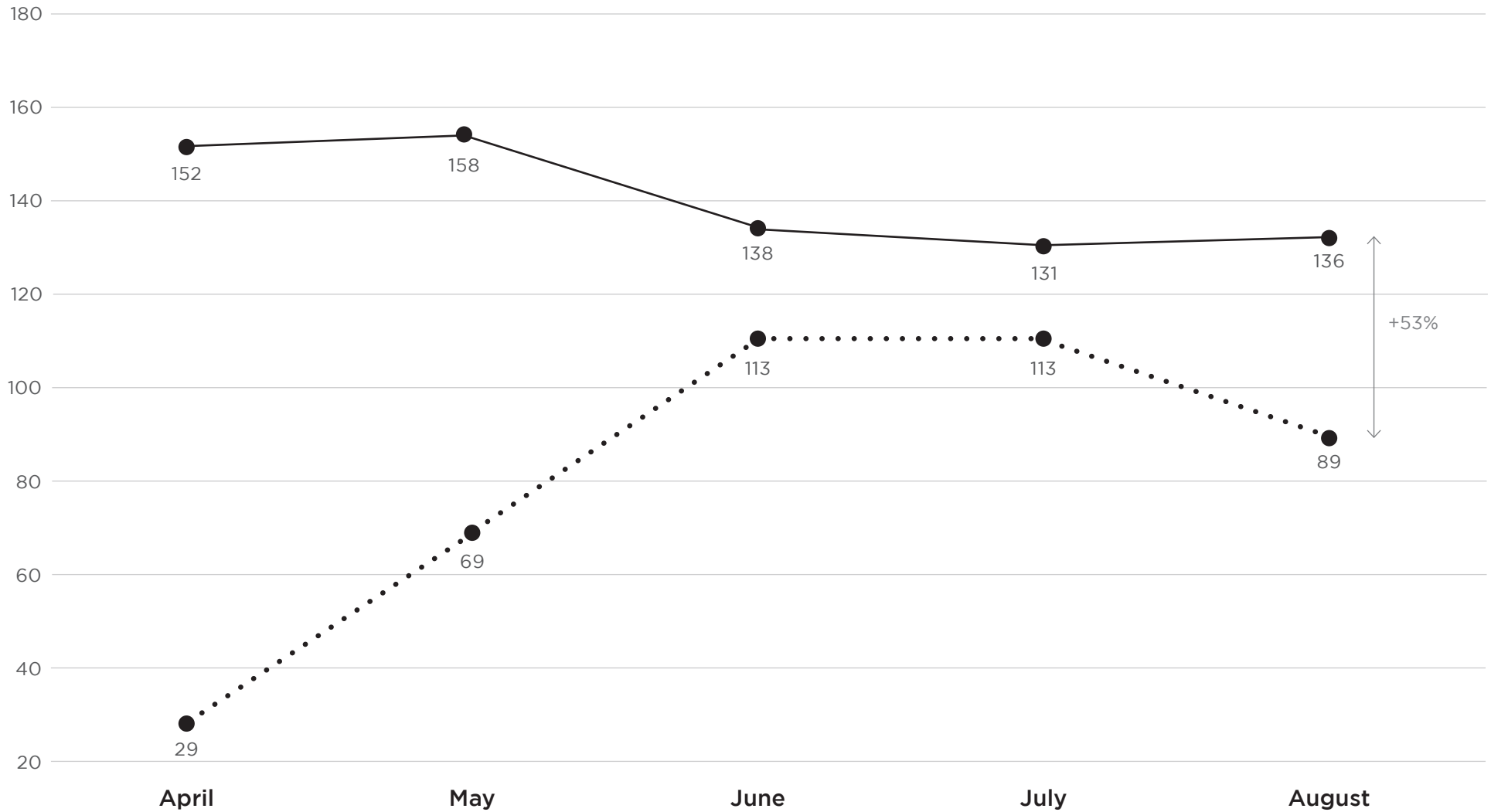
— 2021

..... 2020

Data includes all single family, townhome, and condominium sales in Santa Clara County sourced from MLS listings. The most recent month's data is based on available numbers, but may change with late reported activity. Data from sources deemed reliable but may contain errors and are subject to revision.

LUXURY CONTRACTS SIGNED - \$3 MILLION+

By Month, Year-Over-Year



— 2021

..... 2020

Data includes all single family, townhome, and condominium sales in Santa Clara County sourced from MLS listings. The most recent month's data is based on available numbers, but may change with late reported activity. Data from sources deemed reliable but may contain errors and are subject to revision.

TEAM OF SUCCESS & EXCELLENCE

Being an independently owned and operated franchise of Keller Williams, KW Bay Area Estates has the position as the Bay Area's foremost luxury real estate services firm with the execution of best-in-class customer service. KWBAE's unparalleled team consists of more than 250 associates and professionals strategically located in Los Gatos and Saratoga. Under the same ownership, we have our sister offices of KW Coastal Estates and KW South Bay Commercial.

With uncompromising principles, KW Bay Area Estates has established a new standard of excellence within the industry. The company's growth has been strategic and exciting. Since its inception, the team has successfully represented more than 7,000 transactions, totaling more than \$8 billion in total sales.

Dedicated to upholding unparalleled standards for integrity and client care, they strive to create a culture where agents thrive while developing their own businesses to their maximum potential. KW Bay Area Estates has given their agents over \$2.5 million in profit share.




kwbae.com | 408.560.9000

16780 Lark Ave, Los Gatos, CA 95032

12312 Saratoga-Sunnyvale Rd, Saratoga, CA 95070

Each Office Is Independently Owned and Operated. Equal Housing Opportunity.



All rights reserved. This information may not be copied, used, or distributed without KW Bay Area Estates' consent. Data is pulled from MLSListings Inc. While information is believed true, no guarantee is made of accuracy. All data, including all measurements and calculations of area, is obtained from various sources and has not been, and will not be, verified by KW Bay Area Estates or MLS.

Market report prepared by Carl Battiste and Conner Dubay.